





















EXPO-MED

Serving Health & Medical Division Since 1990

01

Diagnose
Diagnosis

		EM-2800-312 Ø 20 mm	Standard Mouth mirror, Back Surface, flat, 12 pieces
		EM-2800-412 Ø 22 mm	Standard Mouth mirror, Back Surface, flat, 12 pieces
		EM-2801-512 Ø 24 mm	
		EM-2801-412 Ø 22 mm	Mouth mirror, magnifying, Back Surface, 12 pieces
		EM-2801-512 Ø 24 mm	
		EM-2804-412 Ø 22 mm	RHODIUM Mouth mirror, Front Surface, flat, 12 pieces
		EM-2804-512 Ø 24 mm	
		EM-2806-412 Ø 22 mm	RHODIUM Mega Mouth mirror, Front Surface, flat, 12 pieces
		EM-2806-512 Ø 24 mm	
		EM-2807-406 Ø 22 mm	RHODIUM Mega Mouth mirror, Front Surface, flat, double-sided, 6 pieces
		EM-2807-506 Ø 24 mm	
		EM-2802-412 Ø 22 mm	RHODIUM Mouth mirror with lip retractor, Front Surface, flat, double-sided, 12 pieces
		EM-2802-512 Ø 24 mm	
		EM-2808-3 Ø 3 mm	RHODIUM MICRO Mouth mirror, Front Surface, flat, 1 piece
		EM-2808-3 Ø 5 mm	
		EM-2808-3 3 x 6 mm	



1. Diagnostik · Diagnosis

Sonden- / Mundspiegelgriffe · Probes / Mirror handles



EM-2770
Napkin holder, length variable



EM-2780 12,0 cm



EM-2782 12,5 cm



EM-2784 ERGONOMIC, 13,5 cm hollow



EM-2785 12,5 cm



EM-2786-1 12,5 cm hollow



EM-2787 12,5 cm



EM-2781-1 12,5 cm, black



EM-2781-2 12,5 cm, blue



EM-2781-3 12,5 cm, grey



EM-2781-4 12,5 cm, green



1. Diagnostik · Diagnosis

Pinzetten · Tweezers



EM-2880
COLLEGE

smooth



EM-2881
COLLEGE

serrated



EM-2883
COLLEGE

serrated



EM-2884
COLLEGE

smooth



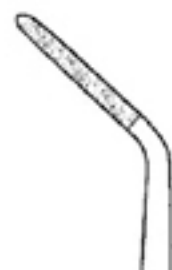
EM-2885
COLLEGE

serrated



EM-2886
COLLEGE

fine, serrated



EM-2888
COLLEGE

diamond coating



EM-2890
COLLEGE

Standard, serrated
without stop



EM-2913
PERRY
12,5 cm
serrated



EM-2915
PERRY
12,5 cm
serrated



EM-2948
MERIAM
15,0 cm
diamond coating



EM-2943
MERIAM
15,0 cm
serrated



EM-2887
COLLEGE
15,0 cm
strong tips



EM-2988
COLLEGE
15,0 cm



EM-2989
COLLEGE
15,0 cm
serrated with lock



EM-2921
FLAGG
16,0 cm
serrated



EM-2781-1 12,5 cm, black

EM-3018-8
FIG. 8



EM-3018-9
FIG. 9



EM-3018-23
FIG. 23



EM-3018-17
FIG. 17



EM-3409-1
CPG 12
graduation
3/6/9/12 mm



EM-3409-2
CPNG2
graduation
2/4/6/8/10/12 mm



EM-3409-3
CPG 11,5 WHO
graduation
3,5/5,5/8,5/11,5 mm



EM-3409-4
WILLIAMS
graduation
1/2/3/5/7/8/9/10 mm

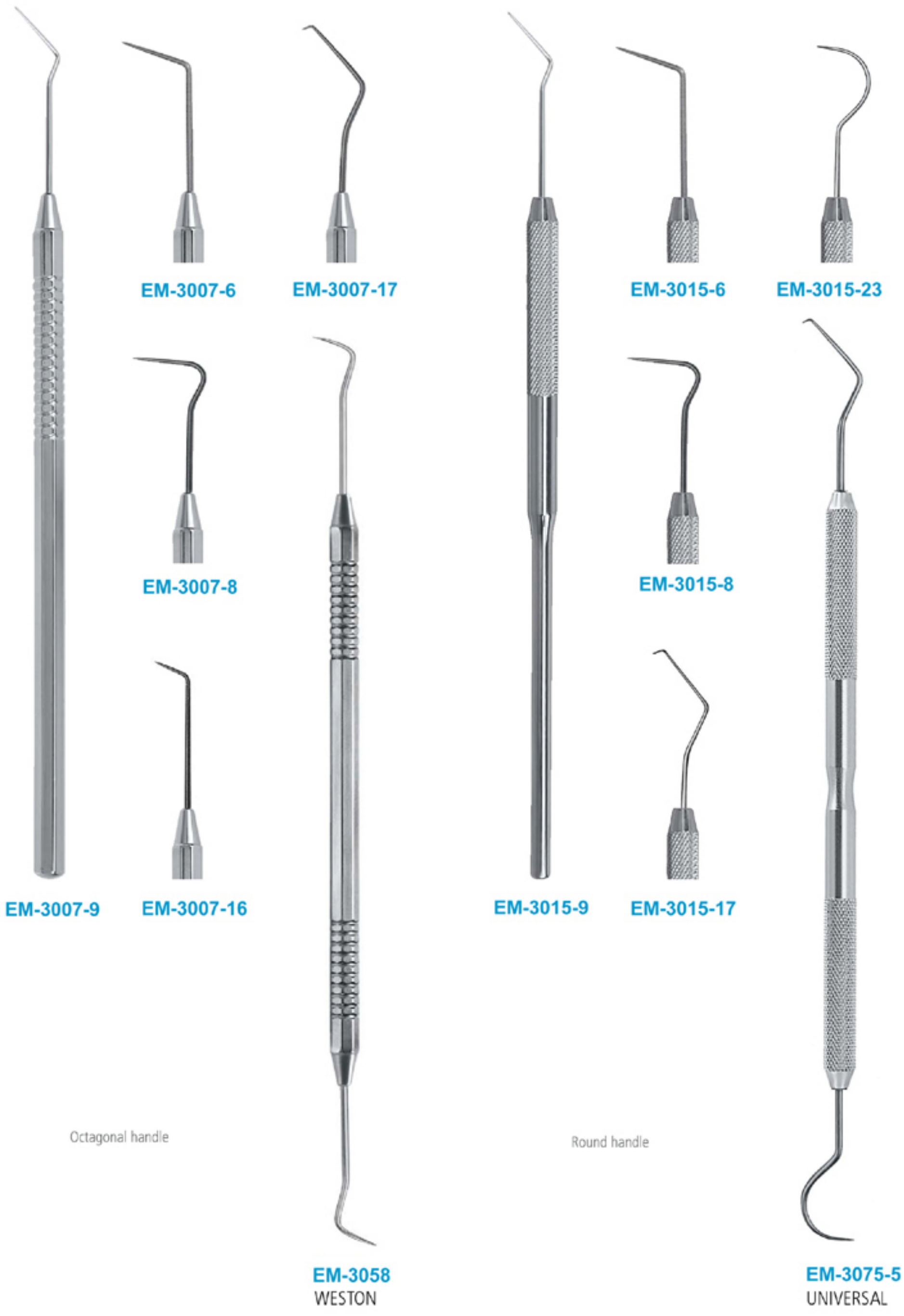


EM-3409-5
CP15 NORTH CAROLINA
graduation
1-15 in mm



EM-3409-6
CP15 NORTH CAROLINA
graduation
1-15 in mm

titanium



Octagonal handle

Round handle



1. Diagnostik · Diagnosis

Parodontal-Sonden / Parodontometer · Periodontal probes



EM-3076
graduation
1/2/3/5/7/8/9/10



EM-3418
FIG. CP10
graduation
1/2/3/5/7/8/9/10



EM-3410-1
WHO
graduation
3,5/5,5/8,5/11,5



EM-3419
FIG. CP2
graduation
2/4/6/8/10/12



EM-3412
WILLIAMS
graduation
1/2/3/5/7/8/9/10



1. Diagnostik · Diagnosis

Parodontal-Sonden / Parodontometer · Periodontal probes



EM-3419-3-3
FIG. CP12
graduation
3/6/9/12



EM-3422-1
graduation
1/2/3/5/7/8/9/10



EM-3422-3-6
FIG. CP11
graduation
3/6/8/11



EM-3421
HAUER
Probe / Medicine placer
graduation
3/5/8
2/3/5/6/8



EM-3418-15
FIG. CP15,
NORTH CAROLINA
graduation
1-15 in mm



EM-3301-01 For anterior incisors and canines, slightly angled
GRA 1/2



EM-3301-03 For anterior and premolars, slightly angled
GRA 3/4



EM-3301-05 For anterior incisors and canines, angled
GRA 5/6



EM-3301-07 For premolars/molars, buccal/lingual, strongly angled
GRA 7/8



EM-3301-09 For premolars/molars, buccal/lingual, very strongly angled
GRA 9/10



EM-3301-11 For all mesial surfaces of premolars/molars
GRA 11/12



EM-3301-13 For all distal surfaces of premolars/molars
GRA 13/14



EM-3301-15 For premolars/molars, all mesial surfaces, angulation like 13/14, but opposite blades
GRA 15/16



EM-3301-17 For premolars/molars, for optimal access to distal surfaces and deep pockets
GRA 17/18



EM-3301-01M5 Deep scaling for anteriors and premolars, angled
GRA 1/2M5



EM-3301-07M5 Deep scaling for premolars and molars, buccal/lingual, angled
GRA 7/8M5



EM-3301-11M5 Deep scaling for premolars and molars, mesial, double angled
GRA 11/12M5



EM-3301-13M5 Deep scaling for premolars and molars, distal, double angled
GRA 13/14M5